

# Calgary Scrabble® Discord

## User Guide – Players

### Goal

We are offering an online venue whereby members of the Calgary Scrabble club may continue to participate in Thursday night and Sunday afternoon Scrabble. An online platform for playing Scrabble already exists, in the Internet Scrabble Club (hereafter referred to as ISC, located at <http://isc.ro>). What is lacking from that platform is a means for players to gather as they would at the club, registering for events, having pairings announced and results recorded. We have found a tool that will help simulate the club environment; Discord.

### What is Discord?

Discord is an online chat server, used primarily by groups of people who play online games. A group may set up its own server, where members can log in. There are virtual “rooms” that facilitate text chat or voice chat on a particular topic or event. Basically, it’s an easy way to gather geographically-dispersed communities so they may communicate. This fills our current needs admirably. Discord is a free service, making it ideal for groups such as ours.

### When will we use Discord?

The Calgary Scrabble Discord page has been created, and may be accessed by anyone who has received an invitation link and signed up. It is hosted online, and will be available at any time. We will use it primarily to facilitate conversation during weekly club events, but there is no reason why it can’t also be used as a discussion board for interesting games, strategy, and the like. We can also post news and articles, making it a viable resource in addition to the existing club website.

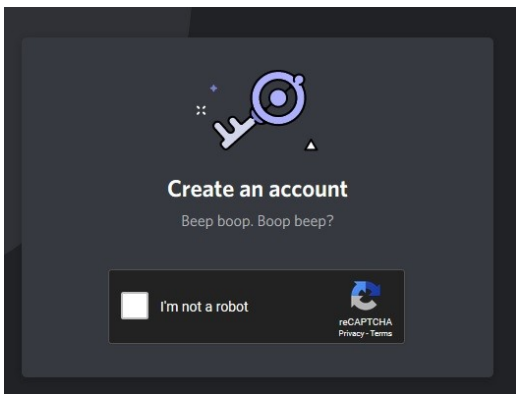
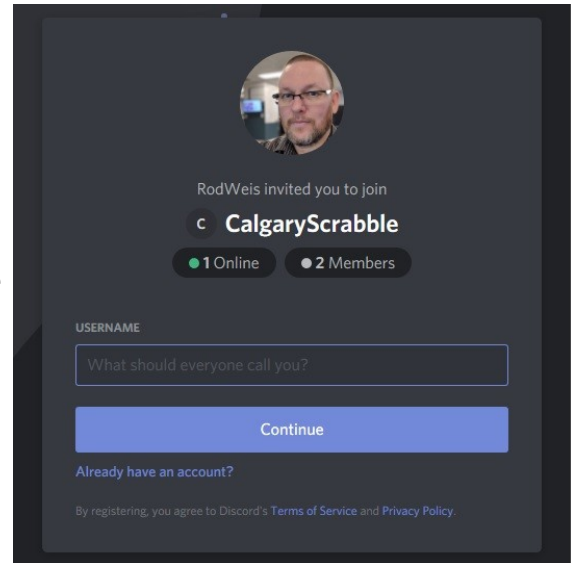
# How do I join?

We will be posting a link on the club website, and/or sending out invitations to our members via email. The link will look something like the following:

<https://discord.gg/C39wbV>

After clicking on the link, you will be brought to a welcome page in your web browser:

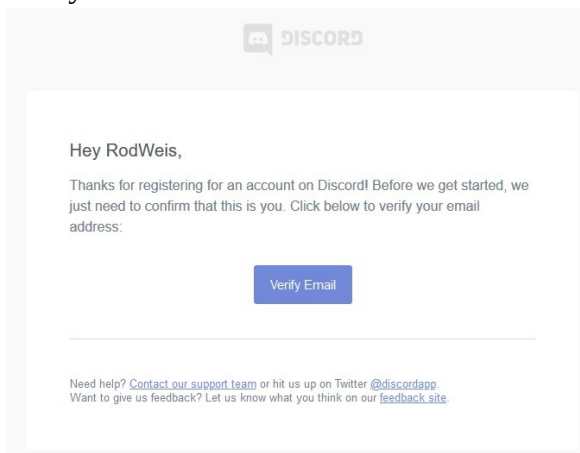
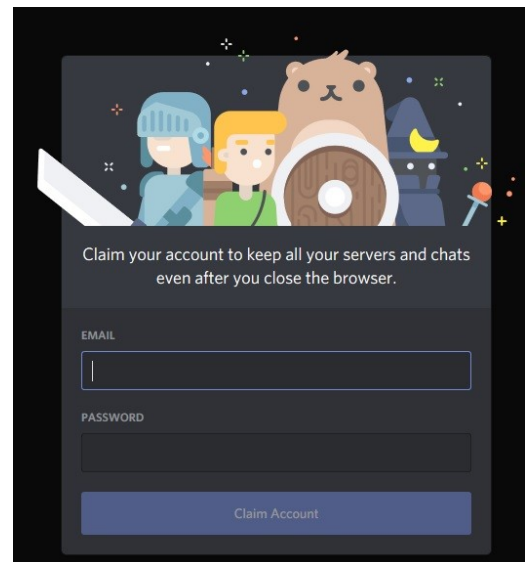
If you already have an account on Discord, you may click the “Already have an account” link. Otherwise, enter a user name (ideally either your real name or your ISC handle), and press continue.



This will bring you to a dialogue that asks you to confirm that you are not a robot. Click the checkbox, and you will be brought to another dialogue.

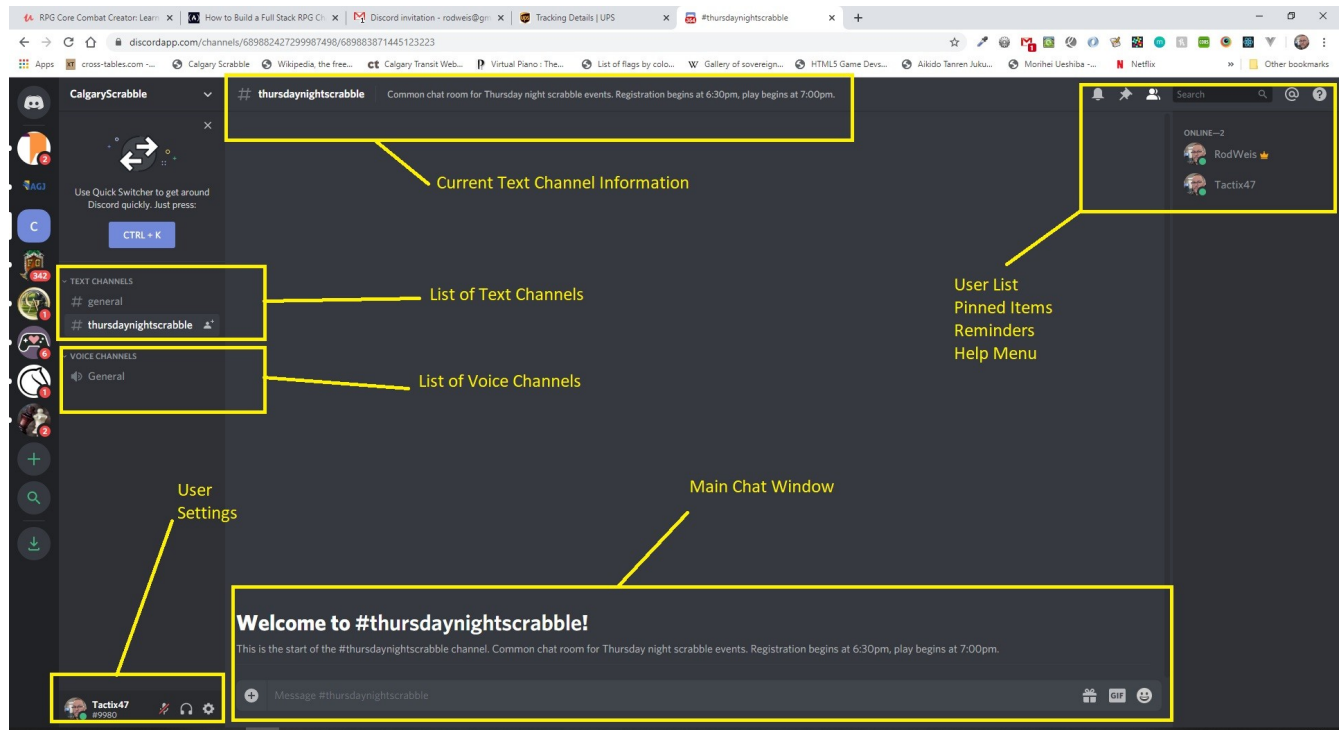
Here you will be asked for your email address and for a password. Click “Claim Account” once you have filled out the form.

You will then be asked to verify your account. Discord will send an email to the email address that you used to register. Click on the verify link in that email, and your account will be ready to use!



# What do I do now?

After logging in to Discord, you will be brought to the Calgary Scrabble page:



The main areas of the page are highlighted by yellow boxes. Each is described briefly below:

## User Settings – Lower left corner

In this area, you can choose to have voice chat active (with the microphone icon), whether to allow sound (with the headphones icon), and control your user settings (with the gear icon).

## User List / Help – Upper right corner

Clicking on an icon will open the sidebar on the right-hand side of the page. Most of the time, you'll want to have the user list (profile person icon) displayed, as it shows who is currently on the server. Help on using Discord is available by clicking the (question mark icon).

## List of Text Channels / List of Voice Channels

The left-hand sidebar displays available text and voice channels. Whichever text channel you have selected will be displayed in the main part of the page. You may switch among active conversations by selecting a text channel. Its content will be displayed in the Main Chat window, with the most recent items appearing at the bottom of the screen.